



Sede Legale ed Amministrativa / Headquarters
CEFLA s.c.
Via Selice Provinciale, 23/a
40026 Imola (BO) - Italy
t. +39 0542 653111
f. +39 0542 653344
sternweber@sternweber.com
sternweber.com

Stabilimento / Plant
Via Bicocca, 14/C
40026 Imola (BO) - Italy
t. +39 0542 653441
f. +39 0542 653601

02/2019 S380GB191500

According to the standards in force, in extra-EU areas the availability and specifications of some products and/or characteristics may vary. Please contact your local distributor for further information. Due to our policy of constant technological upgrading, technical specifications may be subject to change without prior notice.

EXCLUSIVE
INNOVATION

STERNWEBER.COM



S380TRC





**YOUR
TALENT
INSPIRES
US**

EXCLUSIVE INNOVATION

A combination of precision and technological innovation, the S380TRC offers a patient chair in a class of its own. With synchronized movements and lateral seat rotation, each function offers outstanding comfort in all operating positions.

PERFECT BALANCE

The well-being of the patient, the comfort of the dental staff and cutting-edge performance are all combined in the S380TRC. A compact design, lighter key elements and exclusive ergonomic concepts, all in perfect balance.

PERFECTION IN CONSTANT EVOLUTION

A work unit that meets every specific clinical need. The new console, with a 7" multi-touch display and a powerful microprocessor, for maximum control of the dynamic instruments and integrated systems, is the beating heart of the S380TRC.









ALWAYS CONNECTED

To keep up with the latest technologies, Stern Weber has provided web connectivity for its product range.

This recent innovation gives access to optional digital services - which will improve efficiency at dental surgeries.

When connected to the web through Easy Check, a dental unit can rely on real time remote troubleshooting and technical support service.

In addition, Di.V.A.*, the digital virtual assistant, optimises the workflow of technologically advanced dental surgeries and, via a dashboard, helps dentists monitor their use of the available instruments, analysing surgery efficiency. In larger facilities, it is an excellent tool for managing workloads and for planning maintenance.

*Digital Virtual Assistant



A patient chair in a class of its own

Synchronized backrest and leg rest movements, and powered retractable footrest: each exclusive function incorporates the needs of operational ergonomics with the utmost comfort, offering the patient a new experience.

Seated position

Ideal for all orthodontic treatment, the seated position, adjustable to any height, allows natural occlusion between the two arches and, with the chair free from all obstruction, allows the dentist to perform extractions with greater ease.

Patient involvement

When the powered rotation brings the chair to the access position, the surrounding area is completely free from obstacles. Everything is focussed on respect for the patient and the desire to seat him or her as comfortably as possible. In this position, communication between the dental professional and the patient is less formal and more relaxed.

Ideal accessibility

Thanks to the powered chair rotation and positioning at an ideal height for all body sizes, access to the chair is comfortable for every patient.





Maximum versatility

Chair rotation can be completed by the function that lets the Continental module be positioned on the assistant's side. The work flow is thus facilitated by the versatility of movement.

Working comfort

In the International version, the dynamic instruments can be positioned in all operating zones, ensuring maximum ergonomic practicality for each type of operation.



The new 7" control panel with multitouch display is at the forefront of technological development in the dental industry

The interface provides users with a clear, comprehensive array of information and wide scope for customization. It is also extremely user-friendly. Designed for clinical environments, it is resistant to impact and water, and thanks to the accelerometer, it can be positioned to suit your needs. The control panel allows dental unit functions to be upgraded with ease when required.

Dynamic, customized instrument management
Full Touch allows the dentist to simply and intuitively control the operating modes of each individual instrument and to retrieve all useful data in real time. The turbine, micromotor, scaler, curing light and camera settings can all be adjusted for the specific needs of each type of dental treatment. The customised parameters are saved in the individual operator's profile.



Multi-touch display
The large 7" touch screen ensures excellent visibility from any angle while HD performance optimises image and video display.



USB connection
Dentists can use the USB port to upload/download diagnostic images when the integrated multimedia system is present.



Smartphone-like friendliness
Clear, intuitive graphics to help speed up treatment times. Smartphone-like operation makes for an extremely simple, up-to-the-minute user experience.



Multi-profile management
According to clinical needs, the dentist working on the S380TRC can customize all operating parameters and save them directly on the control panel or on a USB drive. Users can call up their individual profiles whenever needed, with just one click.

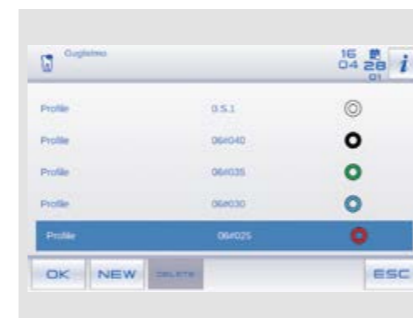


Endodontics, at the peak of efficiency and effectiveness

All the elements used for endodontic treatment - including the brushless micromotor, apex locator, databases with most of the commercially available endocanal burs and the ENDO control mode - are integrated into the S380TRCelectronics and control software. During endodontic treatment, the display provides key data on a dedicated, user-friendly display, for an easier, more efficient and faster workflow.

Brushless micromotor

The i-XS4 micromotor has the necessary technology for excellent performance in all types of treatment. Performance in conservative dentistry, prosthetics, endodontics (also with reciprocating movement) and implants is always ensured at the highest levels of quality.



ENDO database

A large pre-loaded library of endodontic burs is available to dentists. In endodontics mode, if the selected file is in the database, the software automatically sets the torque/speed ratios; alternatively, these values can be freely set by the dentist.



Apex locator

With the EVO E4 dedicated contra angle, the apex locator allows the apex distance to be displayed during the root canal instrumentation phase. The nearing of the apex is also indicated by warning buzzers. To enhance safety, the micromotor rotation is automatically disabled when it is reached.



Reciprocating mode

The reciprocating mode, with alternating rotation movement, combined with the EVO E4 contra angle, allows the use of specific files.



Perfect integration for implantology

We've created a made-to-measure solution for implantologists. Selecting IMPLANT mode turns the Full Touch control panel into a dedicated interface for surgical operations. Implantologists are provided with everything needed to perform treatment, significantly speeding up workflows. Moreover, they can use the brushless micromotor, foot control and peristaltic pump incorporated in the dental unit without the workspace becoming obstructed by stand-alone devices.

EVO R20L contra angle

The EVO R20L contra angle, which has a 20:1 gear ratio specifically for surgery, can be autoclaved and heat-disinfected. It features an internal cooling system and external spray, plus LED lighting with an integrated generator.



Interface

The interface provides the same intuitive use as conventional displays on stand-alone devices, with similar graphics and functions.



Peristaltic pump

The peristaltic pump, controlled via the Full Touch control panel, is integrated into the dentist's module, eliminating the need for any additional modules or carts around the patient chair.



i-XS4 micromotor

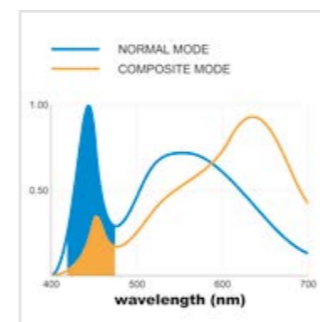
The brushless micromotor is integrated with the dental unit electronics, which also controls the peristaltic pump. The software allows safe and precise control of speed and torque, which can reach 70 Ncm with the EVO R20L contra angle.



A latest-generation light for every clinical need

The new LED light is a major step forwards in the development of clinical lighting. The colour rendering index (CRI) is above 95, allowing ultra-high colour fidelity, and the choice of 3 different colour temperatures enables users to select the right lighting for the specific clinical procedure. Light intensity is adjustable up to 50,000 Lux. A broad spotlight and excellent depth of field (from 55 to 85 cm) reduce the need

to reposition the lamp during treatment. In addition, "composite" mode can be activated quickly to prevent premature composite curing.



Composite mode

Working in "composite" mode ensures good visibility within the operating area without affecting composite curing. The 430-480 nm wavelength range is filtered, slowing down the activity of the camphorquinone to provide more time for modelling the materials.

Targeted lighting, advanced versatility

The Venus LED MCT has a specific setting for every need. There are three different settings, optimised for different circumstances: a 4300K warm light for surgical treatment, a 5000K neutral light for conservative dentistry and a 5500K cool light for realistic colour capture.



Slim, flexible and redefined to make the ergonomic benefits all-encompassing

Before redesigning all the elements of the arm system and Continental module, each aspect of the dentist's work was carefully examined. Now lighter, with a more compact geometry, the dentist's module can reach any position with minimal effort. The pneumatic brake - activated and deactivated via the on-handle sensor - allows easy height adjustment. Instrument lever height has been reduced to minimise interference with the light in the work zone. The module reaches the transthoracic position, thanks to the rotation of the arm system.

SideFlex instrument levers

Removable and equipped with swing joints that also allow lateral movement, the levers alleviate wrist fatigue and are self-balancing. Thanks to supple lever joints the instruments follow the dentist fluidly, giving them an ultra-light feel. Balance and effective traction during return can both be adjusted.

Arm compactness

The arm system has been designed to minimise the overall bulk of the S380TRC and make module positioning easier. Made of cast aluminium, it is stable and lightweight, boosts operational flexibility under all circumstances and allows work in the transthoracic position.



Scaler

The scaler, also available in a version with optional LED lighting, is recommended for all hygiene treatments, including periodontal pockets, and for the preparation of small cavities and certain endodontic treatments, with the appropriate accessories.



Left Side Pack

An option on the S380TRC Continental, the Left Side Pack configuration allows the placement of the console on the left side of the instrument module, with an additional handle for better manoeuvrability.



Sixth instrument

An intraoral camera or curing light can be added as the sixth instrument.



Pneumatic release

The pneumatic brake, which can be disabled by touching a sensor in the module handle, allows fast and precise positioning of the instruments.



Compact and perfected for those who need maximum working flexibility

Featuring a modern design that combines a large, easy-to-read display with an ergonomic, easy pick-up instrument layout, the International module provides lightness and easy handling. Thanks to carefully designed instrument holders, all instruments benefit from secure support and are arranged so they can be gripped with ease. The new arm system allows

dentists to position the module according to their specific needs. The practical handle can be removed to facilitate cleaning.



Sixth instrument
The International module also enables the dentist to choose between a camera and a curing light.



Tray holder
Easy to position, the tray holder module can be adjusted horizontally to suit a full range of treatment requirements.



Motor-driven cuspidor bowl
The cuspidor bowl rotates when the rinse or home position is selected. Automation speeds up the workflow and prevents any interference between the cuspidor bowl and the patient chair.



Integrated sensor
Incorporated in the smartly styled, chrome plated steel cup and bowl fill unit, the optical sensor automates the cup fill function.



Well-being for the patient, a streamlined workflow for the dental team

With no obstruction of floor space, the shape of the chair perfectly accommodates the patient, allowing the dental professional and staff maximum accessibility to the operating zone. Key features include hard-wearing upholstery, a 190 kg lifting capacity and a silent-running soft-start/soft-stop motor. The gentle, vibration-free movement relaxes the patient and helps dispel any anxiety regarding the treatment. Access is simple

and comfortable, thanks to the motor-driven rotation movement.



Memory Foam
Exceptional comfort and proper anatomical support thanks to special upholstery options.



Essential design
The shape of the chair, with an essential line and minimized overall dimensions, reaches surgical bed positions, providing the work team with maximum clinical ergonomics.



Assistant's module
Module with touch screen featuring an extensive vertical excursion. The double articulated arm allows suitable positioning for every clinical situation. Available with 3 holders or 5 holders in the optional enlarged version, it provides the dentist with a camera, a curing light and a syringe connected to the two tubes.





Unlimited individual ergonomic choices

Stern Weber offers a wide range of customised ergonomic solutions designed to make the most of your talents in every situation: from multi-function foot controls to the sturdy cast aluminium backrest and Atlaxis headrest with pneumatic-release orbital movement. In addition to the cable version, a wireless foot control is also available to reduce the presence of floor-level cables. The batteries have an exceptionally long life. The supplied cable can be used to charge the foot control or to connect it to the dental unit.



Standard backrest
Shaped to provide the dental staff with a comfortable approach to the patient during treatment. Suitable for adults, children and all types of treatment.



Nordic backrest
Ensures lasting comfort during protracted treatment sessions and is shaped to aid dentists working in 'indirect vision' mode.



Atlaxis
The headrest that follows the patient's anatomy. Ultra-simple fingertip release of the pneumatic lock allows orbital movement to achieve perfect positioning, including vertical adjustment.



Multi-function foot control
A cutting-edge device with an ergonomic lateral-slide control that enables activation of the Chip Air and Chip Water functions on the instrument in use, inversion of micromotor rotation (when extracted), control of the patient chair movement and recall of saved positions. Also available in a wireless version.



Pressure-operated foot control
Offering the same performance as the multi-function foot control, this unit offers a different ergonomics for those who prefer a pressure-operated version. Both devices provide peristaltic pump on/off controls in surgery mode. Also available in a wireless version.



Power Pedal
This third foot control model offers different design and ergonomics. It provides the same functions as the more conventional models.



The efficiency and effectiveness of an X-ray diagnosis system in a single treatment area

The integration of a complete system increases diagnostic potential while shortening treatment times. The system features advanced technology, including the X-ray unit with digital wireless handheld controller, an LED monitor with optional touch-screen function and a latest-generation digital sensor.

The X-ray image can be shown in mere seconds on both the 22" monitor and the 7" display on the Full Touch control panel.



RXDC - HyperSphere technology

The X-ray unit and handheld control unit are incorporated into the dental unit and require no additional installation points. Excellent parallelism, thanks to the incorporated 30 cm collimation, combined with a 0.4 mm focal spot to ensure high quality image definition. Tapping on the touch-sensitive zones unlocks the tube head, which then rotates freely on the spherical joint.



Zen-X X-ray sensor


An extractable sensor with USB cable located on the dentist's module that can capture high-resolution images with minimal radiation dosage. The sensor, which can be sterilized, comes in two different sizes and is IP67 certified against water and dust infiltration.





Sharing information makes patients feel reassured and more cooperative

Coupled with a latest-generation HD video camera, the Full HD 16: 9 tilt-adjustable 1920 x 1080 pixel flat screen medical monitor can be connected via cable to a PC. The LED light sources ensure high levels of contrast and brightness, while the IPS panel, which significantly broadens the screen viewing range, allows images to be comfortably viewed from any angle. The video camera aids dentist-patient communication and, thanks to the slender handpiece design, it can reach distal zones with ease. Excellent depth of field avoids any need for manual focusing.



C-U2 HD camera
Streams HD images directly to the Full Touch control panel or the integrated monitor. Speeds up diagnostics and generates material for documenting the treatment and completing clinical reports.



Macro Cap
An extremely useful accessory, Macro Cap can magnify up to 100x in ultra-high resolution. Three additional, high purity glass lenses optimise the lighting of details located close to the optical unit.



22" LED Monitor
The monitor has 93/42/EEC certification and is also available in a multi-touch version; the screen can be positioned as desired.



Saving
With a few clicks, you can save the images to the local memory on the control panel, to an external PC when connected via a network cable, or download them to a USB drive.



Scientifically certified hygiene systems



With the freedom to configure their dental units with a broad range of active devices, dentists can control every aspect with ease via the Full Touch control panel. The user-friendly interface helps users manage the maintenance and daily disinfection of the water circuits. Although the W.H.E. - a continuous sanitisation system compliant with European standards and DVGW certified - is automatic, the settings for all the other devices can be customized. The **BIOSTER** system carries out automatic end-of-session spray water circuit disinfection cycles. Tests performed by the **Sapienza University of Rome** and the **Department of Public Health and Paediatrics of the University of Turin** have shown that combining execution of a daily **BIOSTER** intensive disinfection cycle with use of the W.H.E. system results in the complete absence of bacterial load in the cooling liquids delivered by the instruments.



A.C.V.S.
Automatic system that carries out suction system sanitisation cycles between one patient and another. Practical and fast.



I.W.F.C.
Activated via the control panel, the device ensures tubing is kept clean after the machine has remained idle for a time. Included in the **BIOSTER** or available separately.



W.H.E.
Continuous **Peroxy Ag+** (H₂O₂) based disinfection system and air gap separation device between mains water and dental unit circuits. Acts against all water-borne contaminants, including Legionella.



SANASPRAY
Tank with distilled water as an alternative to mains water.



Removable instrument levers
Equipped with a swing joint that also allows lateral movements, the levers are removable to permit thorough cleaning of every single element.

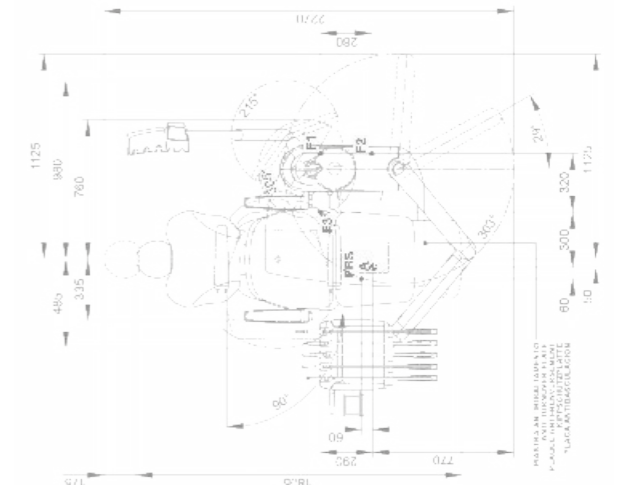
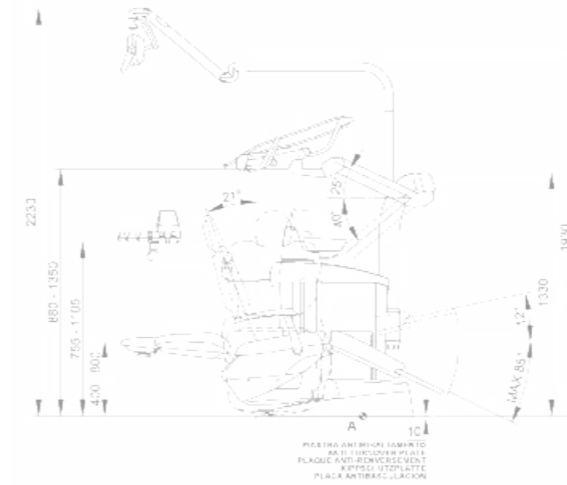


Removable handle
The new dentist's module handle can easily be removed for thorough sanitisation.

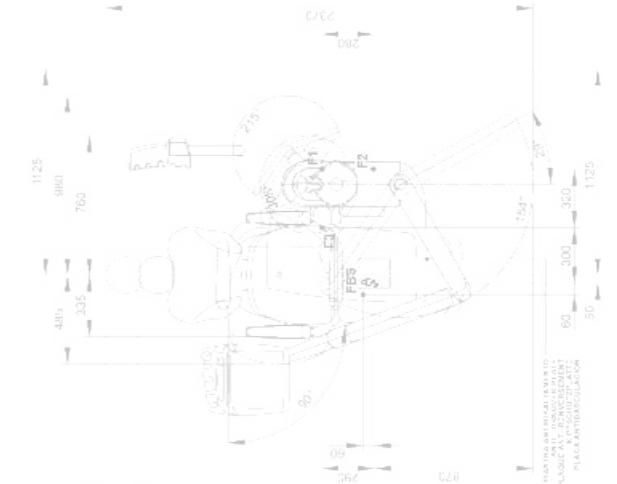
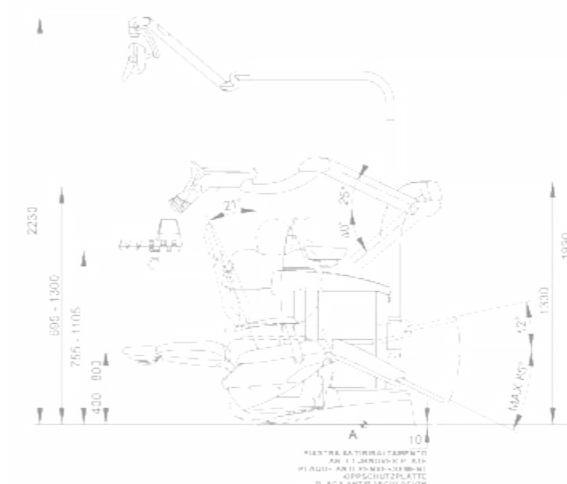
S380TRC	CONTINENTAL	INTERNATIONAL
HYGIENE SYSTEMS		
BIOSTER	*	*
A.C.V.S.	*	*
SANASPRAY	*	*
W.H.E.	*	*
I.W.F.C.	*	*
DENTIST'S MODULE		
LEFT SIDE PACK	*	-
Multimedia 7" Full Touch display	●	●
i-XS4 Micromotor with fibre optics (100 – 40,000 rpm, 5.3 Ncm)	●	●
6-way syringe	*	*
Sixth instrument	*	*
Integrated X-ray sensor	*	*
Reciprocating mode module	*	*
Integrated Apex Locator	*	*
Peristaltic pump kit	*	*
UNIT BODY		
Glass cuspidor bowl	●	●
Ceramic cuspidor bowl	*	*
Cuspidor bowl drive system	●	●
Cup fill sensor	●	●
Cup filler water heater	●	●
Spray heating	*	*
Independent cannulae selection	●	●
Suction stop device on chair base	●	●
Multimedia application wiring	●	●
Assistant's tray holder	*	*
Assistant's module with 3 holders	●	●
Assistant's module with 5 holders	*	*
Venus LED MCT lamp	●	●
PATIENT CHAIR		
Atlaxis headrest	●	●
Adjustable right armrest	●	●
Left armrest	●	●
Child's cushion	*	*
Multi-function foot control	●	●
Pressure-operated foot control	*	*
Power Pedal foot Control	*	*
Wireless multi-function foot control	*	*
Wireless pressure-operated foot control	*	*

● as standard * optional - unavailable

CONTINENTAL



INTERNATIONAL



The measurements shown in the drawings are in mm.